


DESCRIPTION : I-BEAM ATTACHMENT
 STANDARD : BS:EN-13374:2025 Class A&B

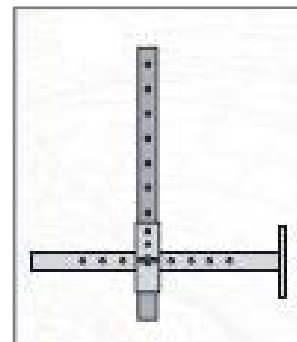
This document must be used in accordance with KGuard's Best Practice Guide.

- Always plan your work and installation
- Always regularly inspect your system
- Do not mix edge protection components (Cross-contamination invalidates manufacturer testing and warranties, and renders the system potentially unsafe)

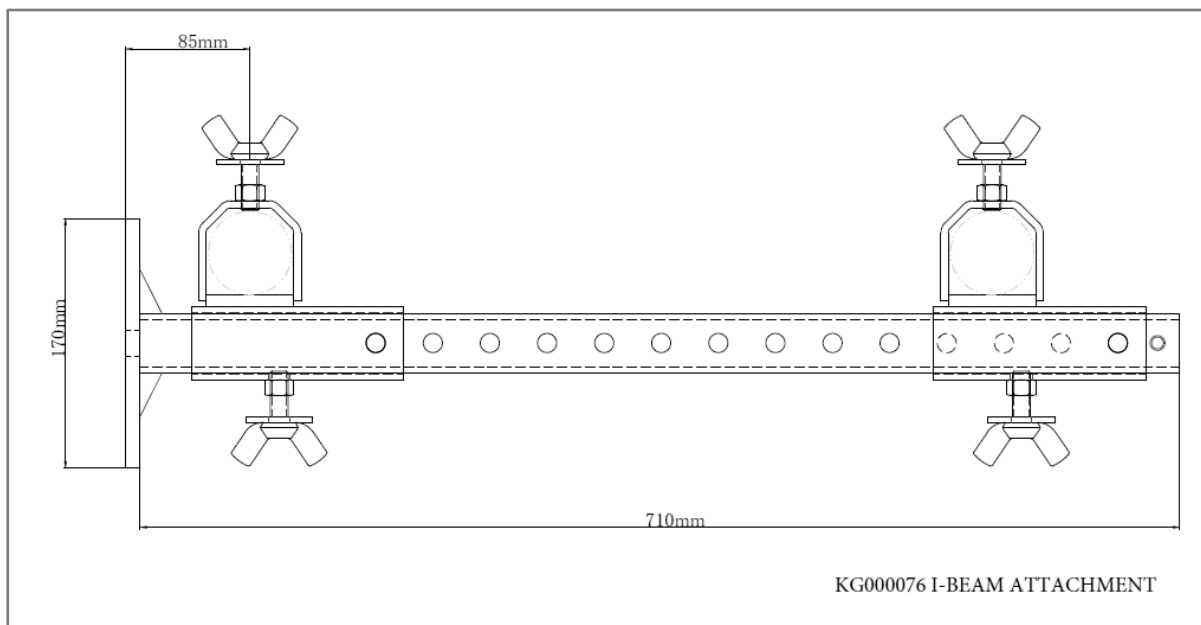


Product Specification

Specification	Length: 720mm Height : 210mm
Standard Quantities:	20 Per KGuard Container
Stillage Dimension:	950mm x 950mm x 650mm
Surface finish:	Hot Dipped Galvanized
Maximum spacing:	≤ 2400 mm
Weight : Single item	7.5kg
Weight : Container (20)	200kg



Product Dimensions



Relevant Products

KG000096 KGuard I-Beam Flute 720mm

KG000049 KGuard Extended Flute 1250mm



Select KGuard fixing method for your intended use. (For clarification please see **KGuard Attachment Guide** or contact us for further information)

General

- Always tether your tools and edge protection products
- Always use KGuard approved products with each other
- No foreign material such as scaffold tube should be inserted into sockets or clamps as this will render the K-Lock system ineffective
- **Mixing of different systems could result in an unsafe solution and will not comply with BS:EN-13374. All KGuard components have batch traceability markings.**
- Always check product condition before use. If in doubt please contact KGuard for further advice.
- Do not use damaged or rusty components
- KGuard products are not tested or intended to withstand impacts outside of BS:EN-13374 such as vehicular impacts or control of the public.
- Always plan your works with regards to site hazards, layout, and product dimensions both when installing and dismantling
- Ensure a local site Risk Assessment and Method Statement is carried out before installation
- The addition of additional components for example, debris netting or advertising requires further assessment of the edge protection as a whole e.g. wind calculations.
- Please be aware that wind systems can adversely impact KGuard systems which should also be kept clear of ice and snow and consideration for slippery conditions.
- The KGuard system is not designed for anchorage of fall arrest safety devices.

Selection of Fixings

- Ensure that all fixings are verified as appropriate for the specific installation location and intended use.
- Factors such as the material type and thickness, distance from edges, embedment depth, and spacing between adjacent fixings can influence the overall performance and strength. Always consult the manufacturer's instructions for guidance and any applicable limitations.
- Installation dimensions and load-bearing capacities must be checked and confirmed by the fixing manufacturer for the particular application.
- If there is any uncertainty, professional or competent advice regarding suitable fixings should be obtained.

System Inspections

- All KGuard systems should be checked on a continuous weekly basis by a competent person to ensure the edge protection is "Fit for purpose".
- KGuard recommends the use of the KGuard Safety Inspection Tag to identify unauthorised access.
- Systems should be reinspected after a fall or a person or an object towards or into the edge protection system and its accessories. The system should only be re-used after having been inspected by a competent person.
- An example inspection record is featured below.

Edge protection should be continuously inspected during use.

Checks and general visual inspection are to be carried out by trained operatives to ensure that the edge protection is "Fit for Purpose" on a weekly basis, paying attention to incidents or weather conditions.

General recommendations are available in the Best Practice Guide. If in doubt, contact KGUARD on (01296) 330 244

Equipment:

- a) Check tightness of all fixings of the erected system previously in place.
- b) Check for vehicle/machinery damage.
- c) Check for vandalism damage.
- d) Check for missing or removed parts.

"REMEMBER weather conditions can affect security when handling and affect tightness of bolts/clamps etc previously checked".

Weekly Record for inspection:

Week	Date	App.	Sign.	Note
1				
2				
3				
4				
5				
6				
7				
8				
9				
10				

Checklist for inspection of installed KGUARD Edge Protection

Check structure and area of work for suitability	
Edge Protection Height is at least 1m from working surface?	
Are the post centres OK ? (2.4m max for Guard Barriers)	
Openings in Edge Protection (gaps between rails) max 470mm for class A, max 250mm for Class B?	
Are attachments properly anchored?	
Are posts properly connected to the attachment with the K-Lock system?	
Are the Guard barriers secured using the KGUARD anti-uplift latches?	
If the Edge protection is covered with sheeting material, has it been designed for wind loading?	
Are attachment bolts and nuts tightened correctly?	
Is there a suitable overlap beyond each post? (Requirement : one mesh)	
Are the corner correctly constructed with a maximum of 300mm beyond each post?	
There is <u>NO</u> cross contamination of other manufactures materials or equipment?	

Safe Storage

- KGuard is supplied in its own range of storage solutions which have been designed for the safe storage and transportation of the KGuard solutions. We recommend all KGuard products are stored in the relevant storage when not in use.
- KGuard components should be stored away from any areas whereby weather or corrosive substances can affect the components.
- KGuard recommends the use of the KGuard storage container cover where possible.

Classes of Edge Protection systems

Class	Type of load	
	Static load	Dynamic load
A	X	-
B	X	X
C	-	X

Please also note that openings between edge protections and other structures should be as small as possible, but no more than 120mm for the guardrails and 20mm for the toeboard.

Note : Wind load

600 N/m² covers most wind conditions in Europe. More unfavourable conditions can occur. The peak wind velocity pressure is based upon 40 m height and an exposure period of 6 months and represents a peak wind velocity of approximately 31 m/s.

For any further advice please contact KGuard via telephone(01296 330244) or email info@kguard.co.uk.